

Expenditures | Household Furnishings & Personal Care (Agg \$)

Trade Area: SPOTLIGHT - 3 km

Households: 177,306

Average Current Consumption

\$97,591

Index: **120**

Average Household Income

\$ 158,236

Index: **135**

Average Disposable Income

\$ 109,244

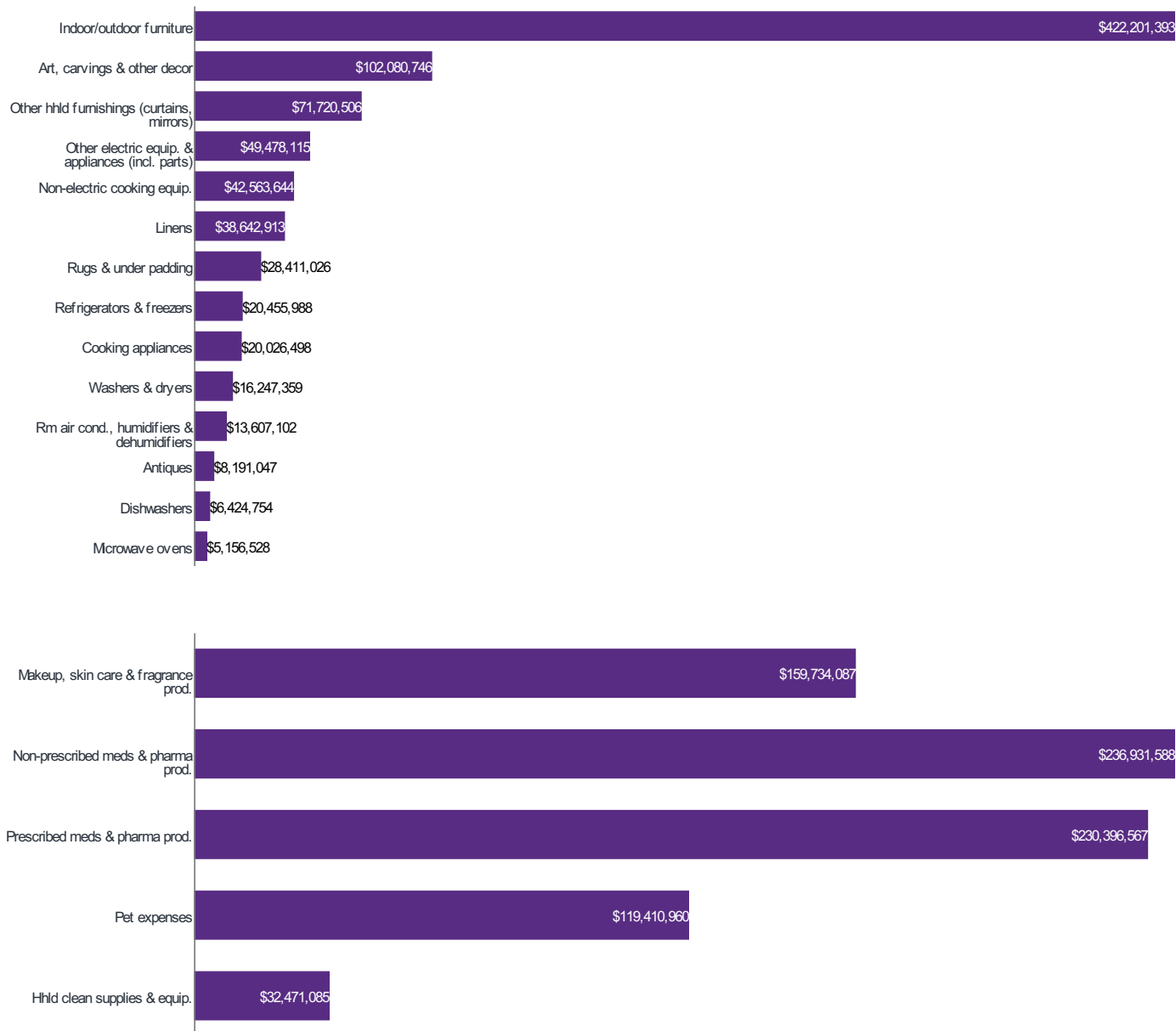
Index: **121**

Total Aggregate Consumption by Category

Household Furnishings & Equipment: \$ 980,354,083

Personal Care: \$ 468,424,592

Household Furnishings, Items & Personal Care - Aggregate \$ Spend



Benchmark: Ontario

Copyright © 2022 by Environics Analytics (EA). Source: ©2022 Environics Analytics. (<https://dev-web6/Envision/About/1/2021>)

Index Colours:	<80	80 - 110	110+
----------------	-----	----------	------

Expenditures | Household Furnishings & Personal Care (Avg \$)

Trade Area: SPOTLIGHT - 3 km

Households: 177,306

Average Current Consumption

\$97,591

Index: **120**

Average Household Income

\$ 158,236

Index: **135**

Average Disposable Income

\$ 109,244

Index: **121**

Total Aggregate Consumption by Category

Household Furnishings & Equipment

\$980,354,083

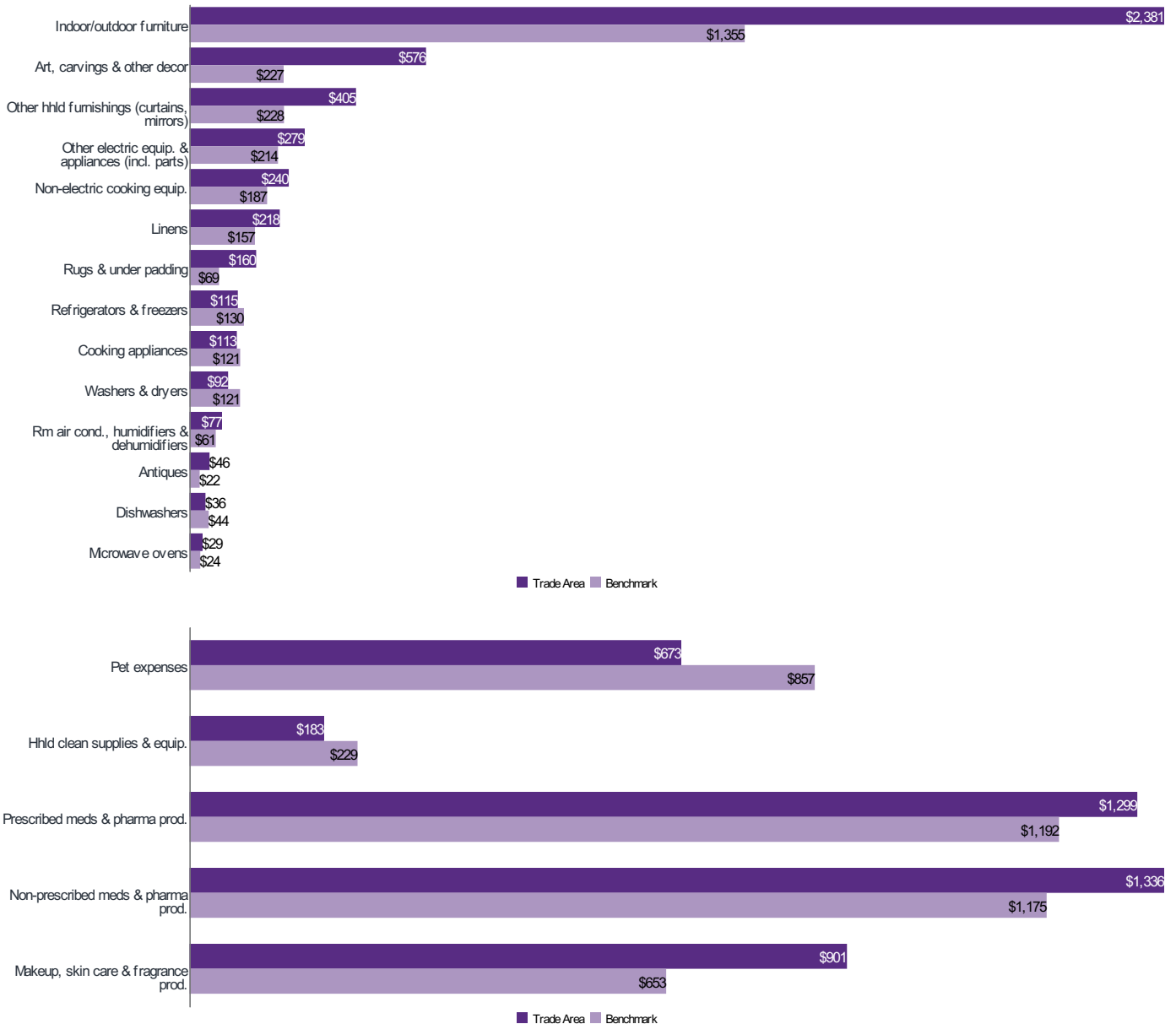
Personal Care

\$468,424,592

Health Care

\$1,075,245,575

Household Furnishings, Items & Personal Care - Average \$ Spend per Household



Benchmark: Ontario

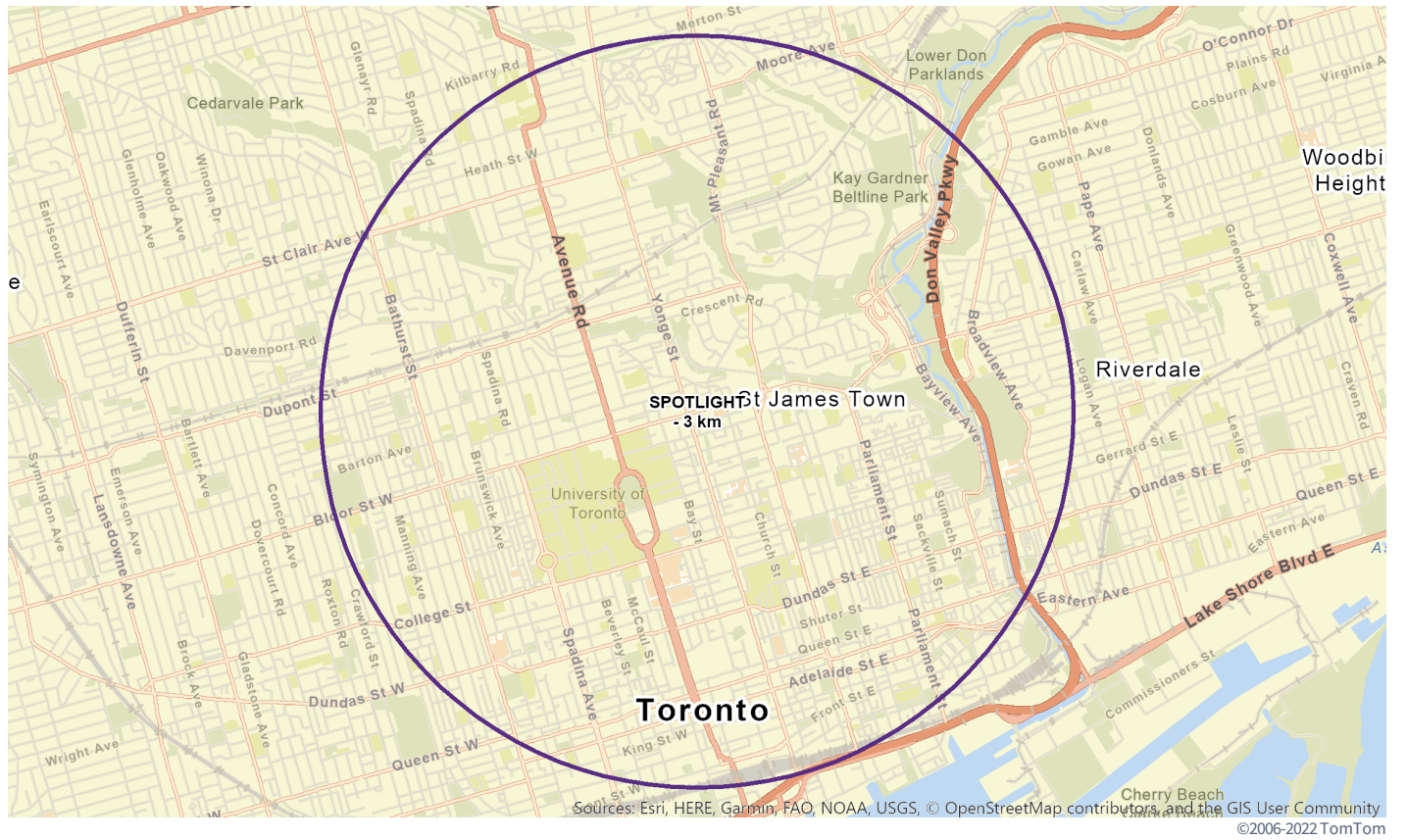
Copyright © 2022 by Environics Analytics (EA). Source: ©2022 Environics Analytics. (<https://dev-web6/Envision/About/1/2021>)

Index Colours: <80 80 - 110 110+

Expenditures | Trade Area Map

Trade Area: SPOTLIGHT - 3 km

Households: 177,306



Benchmark: Ontario

Copyright © 2022 by Environics Analytics (EA). Source: ©2022 Environics Analytics. (<https://dev-web6/Envision/About/1/2021>)

Report Details

Name: Expenditures - HouseholdSpend - Hhld Furnishings & Personal Care (Avg \$ / Agg \$) Executive
Date / Time: 4/13/2022 2:04:06 PM
Workspace: CAN 2021 PRIZM Postal Code
Workspace Vintage: 2021

Trade Area

Name	Level	Geographies
SPOTLIGHT - 1 km		N/A
SPOTLIGHT - 3 km		N/A

Benchmark

Name	Level	Geographies
Ontario	Province	Ontario

DataSource

Product	Provider	Copyright
HouseholdSpend	Environics Analytics Statistics Canada	©2022 Environics Analytics (https://dev-web6/Envision/About/1/2021#7)
