

# Expenditures | Household Furnishings & Personal Care (Agg \$)

Trade Area: SPOTLIGHT - 3 km

Households: 177,415

**Average Current Consumption**

**\$97,158**

Index: **117**

**Average Household Income**

**\$ 161,888**

Index: **136**

**Average Disposable Income**

**\$ 112,936**

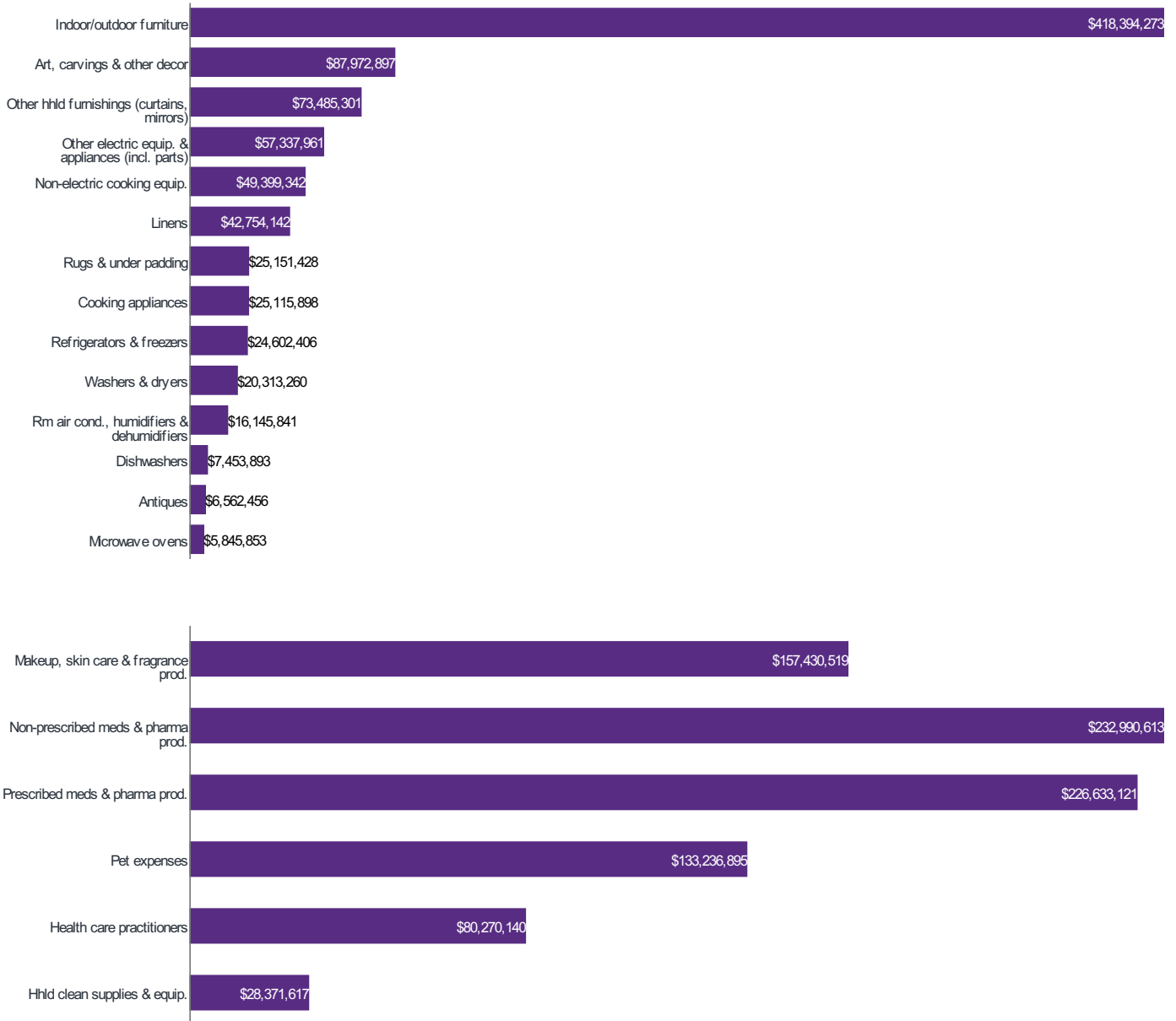
Index: **122**

**Total Aggregate Consumption by Category**

**Household Furnishings & Equipment: \$1,010,757,978**

**Personal Care: \$466,794,729**

**Household Furnishings, Items & Personal Care - Aggregate \$ Spend**



Benchmark: Ontario

Copyright © 2022 by Environics Analytics (EA). Source: ©2022 Environics Analytics. (<https://dev-web6/Envision/About/1/2022>)

Index Colours:	<80	80 - 110	110+
----------------	-----	----------	------

# Expenditures | Household Furnishings & Personal Care (Avg \$)

Trade Area: SPOTLIGHT - 3 km

Households: 177,415

**Average Current Consumption**

**\$97,158**

Index: **117**

**Average Household Income**

**\$ 161,888**

Index: **136**

**Average Disposable Income**

**\$ 112,936**

Index: **122**

**Total Aggregate Consumption by Category**

**Household Furnishings & Equipment**

**\$1,010,757,978**

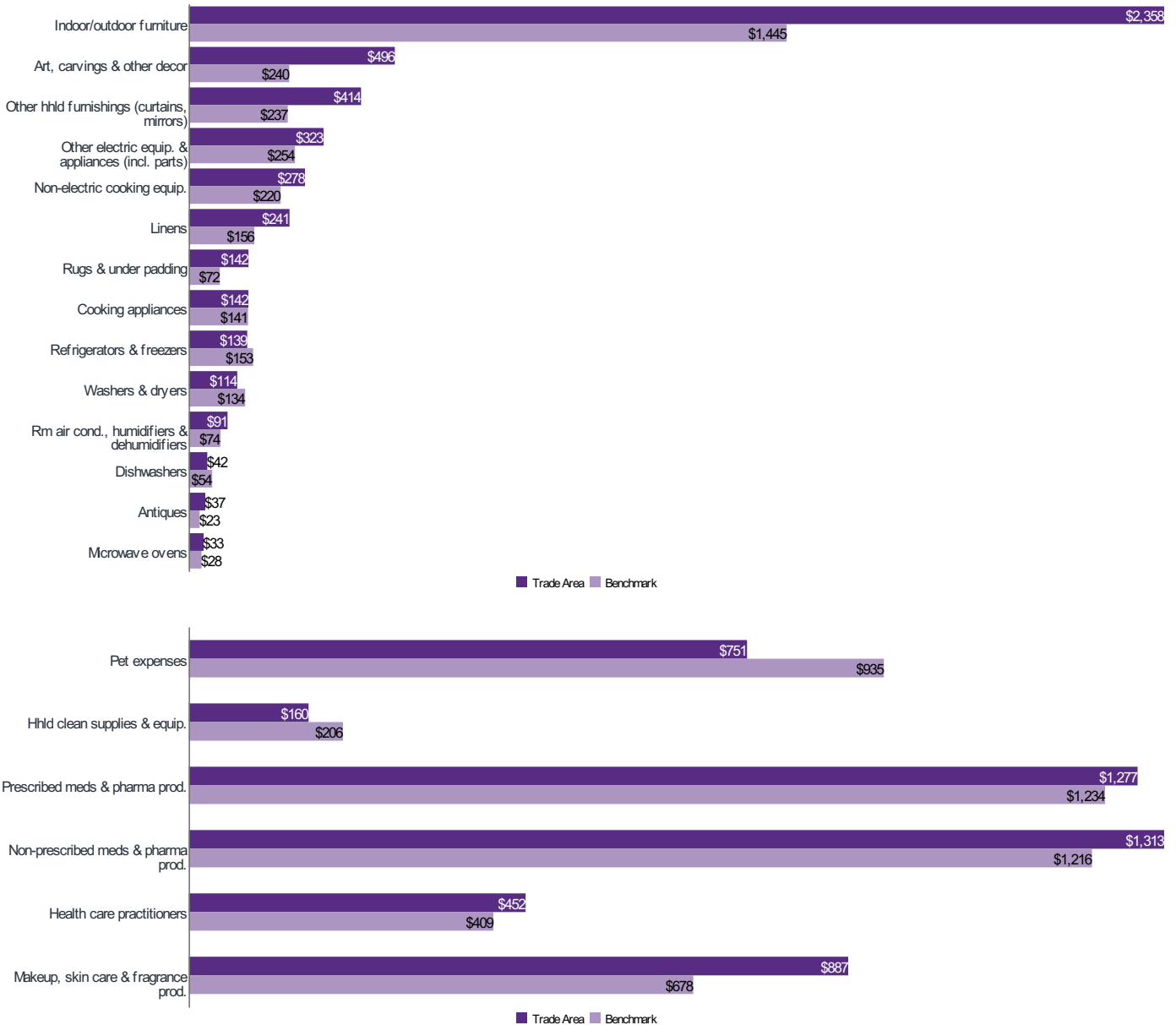
**Personal Care**

**\$466,794,729**

**Health Care**

**\$1,044,002,603**

**Household Furnishings, Items & Personal Care - Average \$ Spend per Household**



Benchmark: Ontario

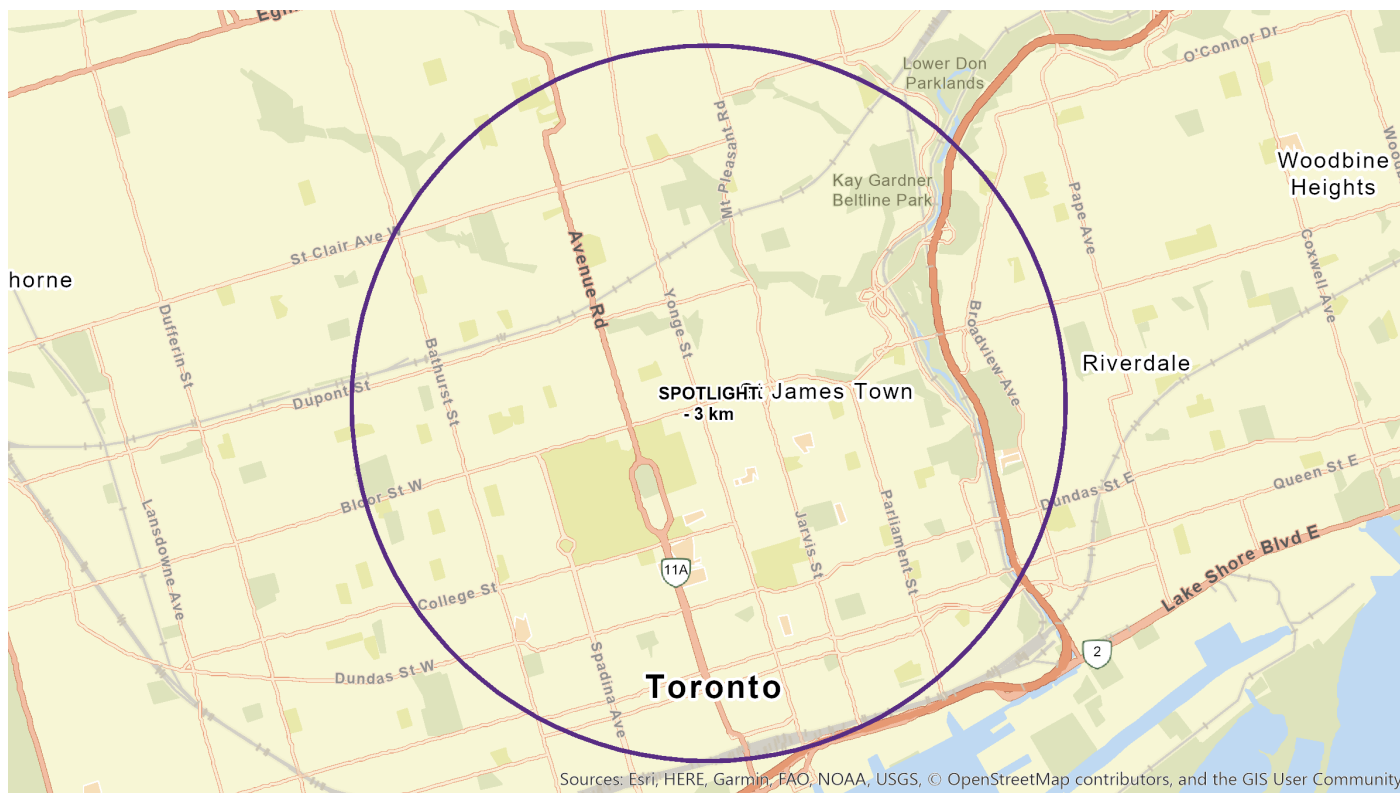
Copyright © 2022 by Environics Analytics (EA). Source: ©2022 Environics Analytics. (<https://dev-web6/Envision/About/1/2022>)

Index Colours:	<80	80 - 110	110+
----------------	-----	----------	------

# Expenditures | Trade Area Map

Trade Area: SPOTLIGHT - 3 km

Households: 177,415



Benchmark: Ontario

Copyright © 2022 by Environics Analytics (EA). Source: ©2022 Environics Analytics. (<https://dev-web6/Envision/About/1/2022>)

# Report Details

---

**Name:** Expenditures - HouseholdSpend - Hhld Furnishings & Personal Care (Avg \$ / Agg \$) Executive  
**Date / Time:** 9/18/2022 1:16:10 PM  
**Workspace:** CAN 2022 - PRIZM Postal Code  
**Workspace Vintage:** 2022

## Trade Area

---

Name	Level	Geographies
SPOTLIGHT - 3 km		N/A

## Benchmark

---

Name	Level	Geographies
Ontario	Province	Ontario

## DataSource

---

Product	Provider	Copyright
HouseholdSpend	Environics Analytics   Statistics Canada	©2022 Environics Analytics ( <a href="https://dev-web6/Envision/About/1/2022#7">https://dev-web6/Envision/About/1/2022#7</a> )

---