

Expenditures | HouseholdSpend - Annual Expenditure Overview

Trade Area: SPOTLIGHT - 3 km

Households: 177,415

Total Aggregate Current Consumption: \$17,237,304,388

Average Current Consumption

\$97,158

Index **117**

Average Household Income










\$161,888

Index **136**

Average Disposable Income

\$112,936

Index **122**

 <p>Shelter</p> <p>Avg. Dollars/Household \$27,554 Index 129</p> <p>Pct. of Total Expenditure 28.4% Index 110</p>	 <p>Food</p> <p>Avg. Dollars/Household \$16,527 Index 126</p> <p>Pct. of Total Expenditure 17.0% Index 107</p>	 <p>Transportation</p> <p>Avg. Dollars/Household \$11,138 Index 83</p> <p>Pct. of Total Expenditure 11.5% Index 71</p>
 <p>Household Operation</p> <p>Avg. Dollars/Household \$6,282 Index 107</p> <p>Pct. of Total Expenditure 6.5% Index 91</p>	 <p>Health Care</p> <p>Avg. Dollars/Household \$5,885 Index 107</p> <p>Pct. of Total Expenditure 6.1% Index 91</p>	 <p>Household Furnishings</p> <p>Avg. Dollars/Household \$5,697 Index 132</p> <p>Pct. of Total Expenditure 5.9% Index 113</p>
 <p>Recreation</p> <p>Avg. Dollars/Household \$5,544 Index 114</p> <p>Pct. of Total Expenditure 5.7% Index 97</p>	 <p>Tobacco and Alcohol</p> <p>Avg. Dollars/Household \$5,459 Index 155</p> <p>Pct. of Total Expenditure 5.6% Index 132</p>	 <p>Clothing</p> <p>Avg. Dollars/Household \$4,216 Index 125</p> <p>Pct. of Total Expenditure 4.3% Index 107</p>

Benchmark: Ontario

Copyright © 2022 by Environics Analytics (EA). Source: ©2022 Environics Analytics. (<https://dev-web6/Envision/About/1/2022>)

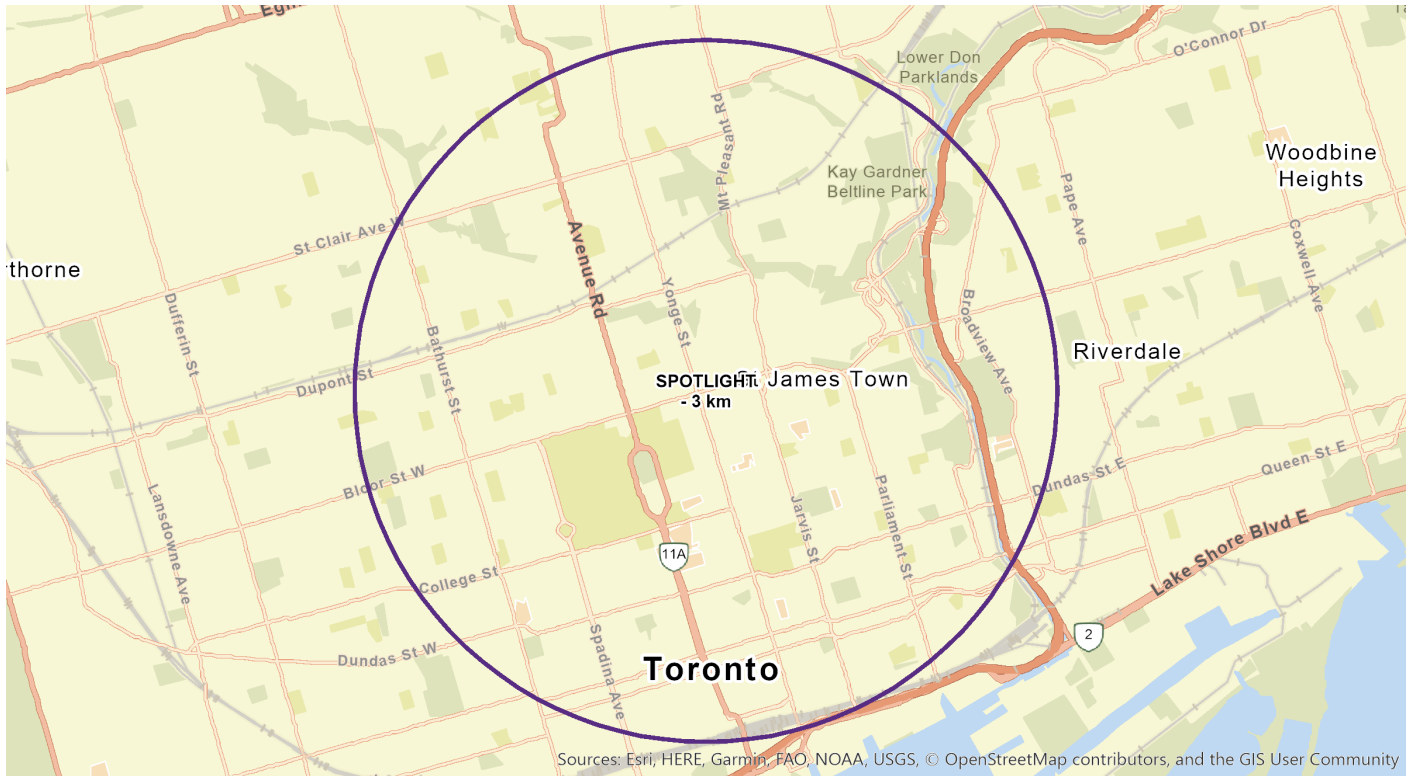
Displaying the top nine HouseholdSpend categories ranked by percent of total expenditure. Benchmark used for Index calculations.

Index Colours:	<80	80 - 110	110+
----------------	-----	----------	------

Expenditures | Trade Area Map

Trade Area: SPOTLIGHT - 3 km

Households: 177,415



Benchmark: Ontario

Copyright © 2022 by Environics Analytics (EA). Source: ©2022 Environics Analytics. (<https://dev-web6/Envision/About/1/2022>)

Report Details

Name: Expenditures - HouseholdSpend Category Executive
Date / Time: 9/17/2022 11:11:24 PM
Workspace: CAN 2022 - PRIZM Postal Code
Workspace Vintage: 2022

Trade Area

Name	Level	Geographies
SPOTLIGHT - 3 km		N/A

Benchmark

Name	Level	Geographies
Ontario	Province	Ontario

DataSource

Product	Provider	Copyright
HouseholdSpend	Environics Analytics Statistics Canada	©2022 Environics Analytics (https://dev-web6/Envision/About/1/2022#7)
